



The following information guide is designed to assist you in registering as an individual volunteer for a 2023 Clark County Service Day project on the Volunteers United website.

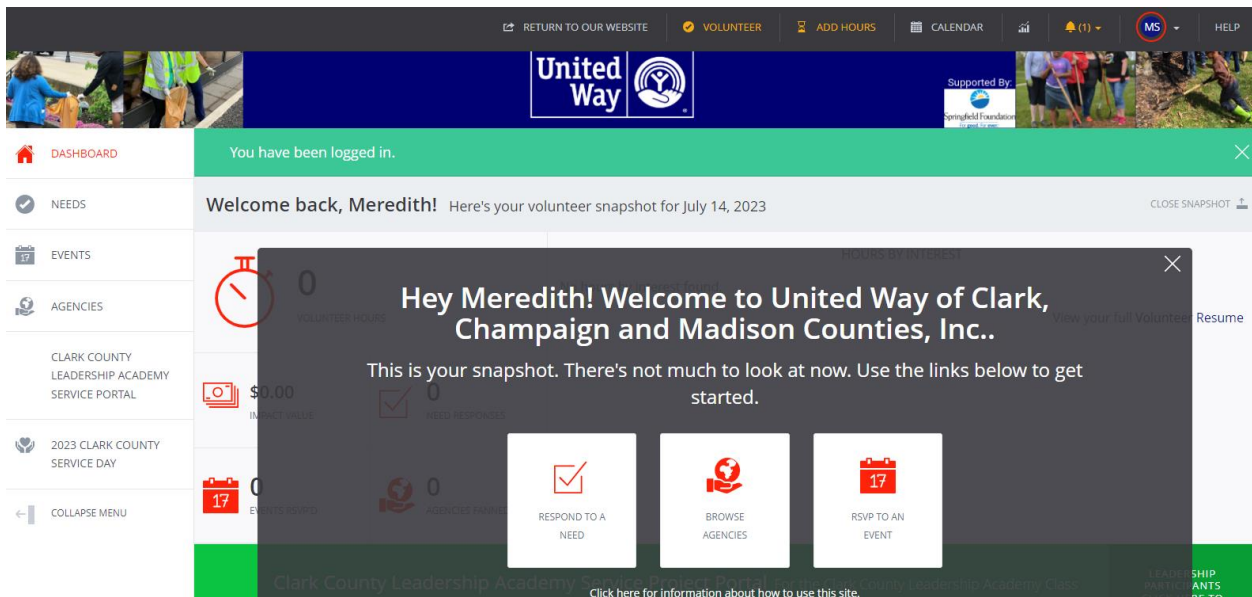
If you already have a Volunteers United account, simply log in at www.uwccmc.org/volunteer, and follow the instructions below to register for a 2023 Clark County Service Day project.

If you are new to Volunteers United, please skip to page 5 in this guide to learn how to create an account and get started. After you create an account, return to page two to learn how to respond to a need for 2023 Clark County Service Day.

Any questions regarding Volunteers United or registering for a project can be directed to Meredith Setterfield at United Way, msetterfield@uwccmc.org or 937-324-5551.

How to Register for 2023 Clark County Service Day as an Individual Volunteer

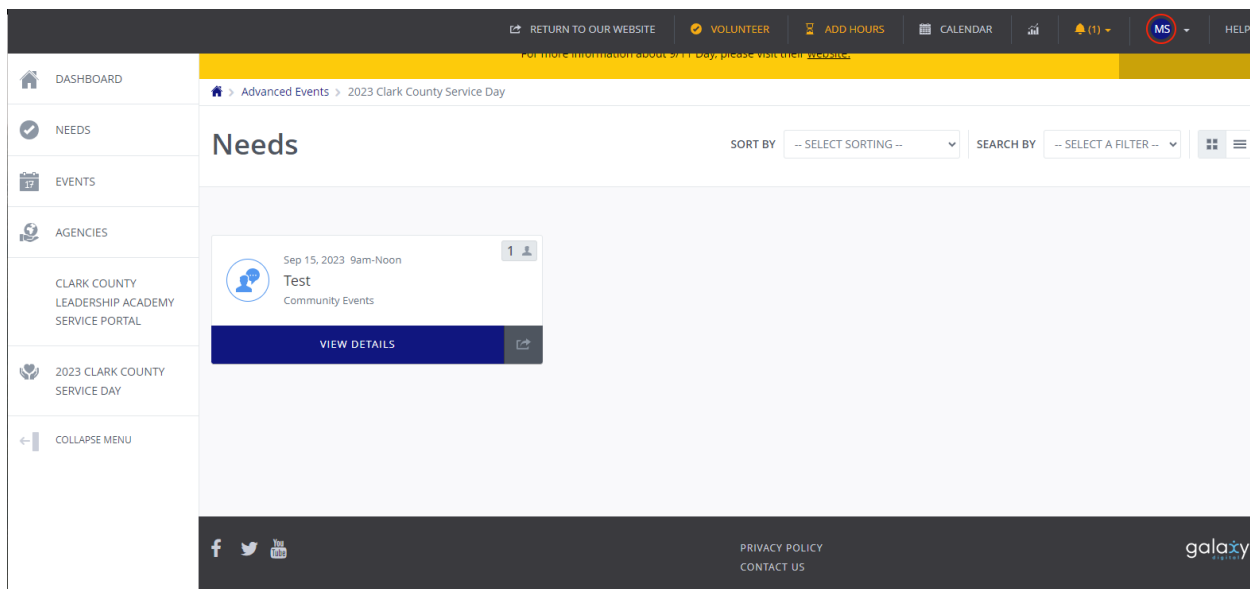
First, go to www.uwccmc.org/volunteer and click on “Volunteer Now”. Go to the top right corner of the page and click “Login”. Login to the site using your Facebook or your email and password. If you do not have a Volunteers United profile, see page 5.



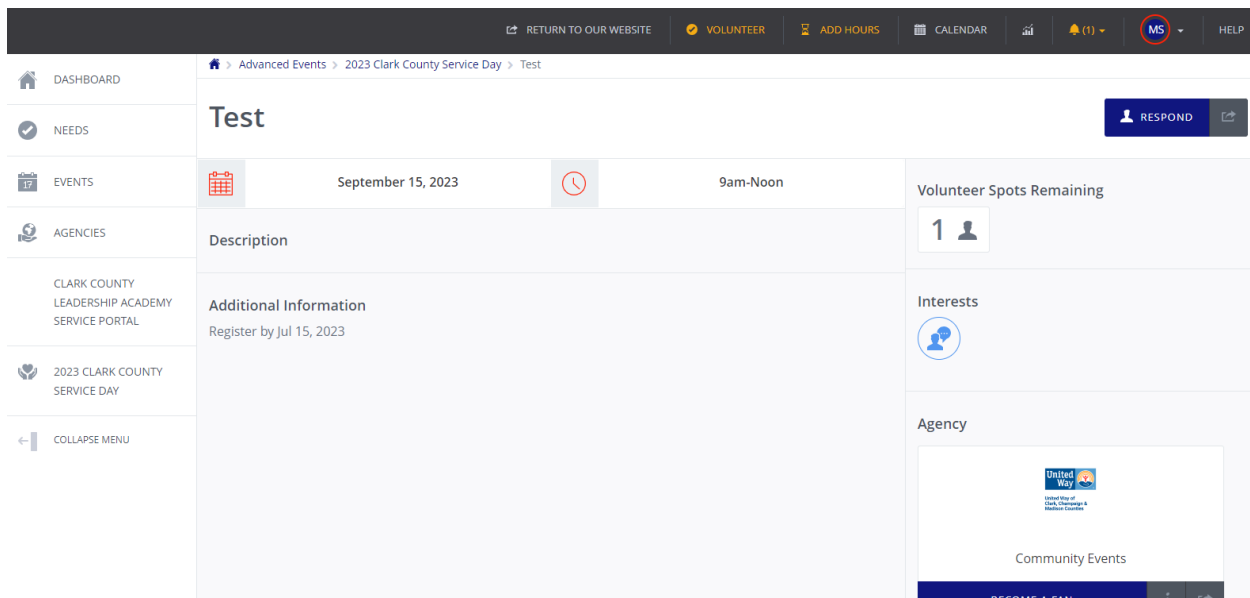
Then, click on the “2023 Clark County Service Day” tab on the left side of the screen. This tab will take you to the event page.



There, you can scroll through the available Service Day needs/projects.



Once you pick a need/project you would like to participate in, click on that need. This will take you to the need/project page.



Then, go to “Respond” at the right side of the page. You can choose to respond as an individual or with a team. If you are responding with a team, see the Team Guide on uwccmc.org.

Fill out the application information and then read and agree to the Volunteer Waiver. Then submit your response to the need/project.

You are now signed up for the need/project for 2023 Clark County Service Day.

The screenshot displays the Volunteers United website interface. At the top, a navigation bar includes links for 'RETURN TO OUR WEBSITE', 'VOLUNTEER', 'ADD HOURS', 'CALENDAR', and 'HELP'. The main header features the 'Volunteers United' logo with the tagline 'The Power of Community'. A prominent red modal window is centered on the screen, titled 'Thank You For Volunteering'. The modal text reads: 'Thanks for responding to this need in our community. Tell your friends about this need so they can help out too!' and 'You can also further your community impact by sharing your volunteer activity with your friends and family to inspire them to do the same.' Below the text is a red 'SHARE' button. The background shows a dashboard with a sidebar menu containing 'DASHBOARD', 'NEEDS', 'EVENTS', and 'AGENCIES'. The main content area displays an event titled 'Test' for 'September 15, 2023' from '9am-Noon'. The event details include a description, additional information, and a section for 'Volunteer Spots Remaining' which shows '0' spots. A green 'UNREGISTER' button is visible in the top right corner of the event details.

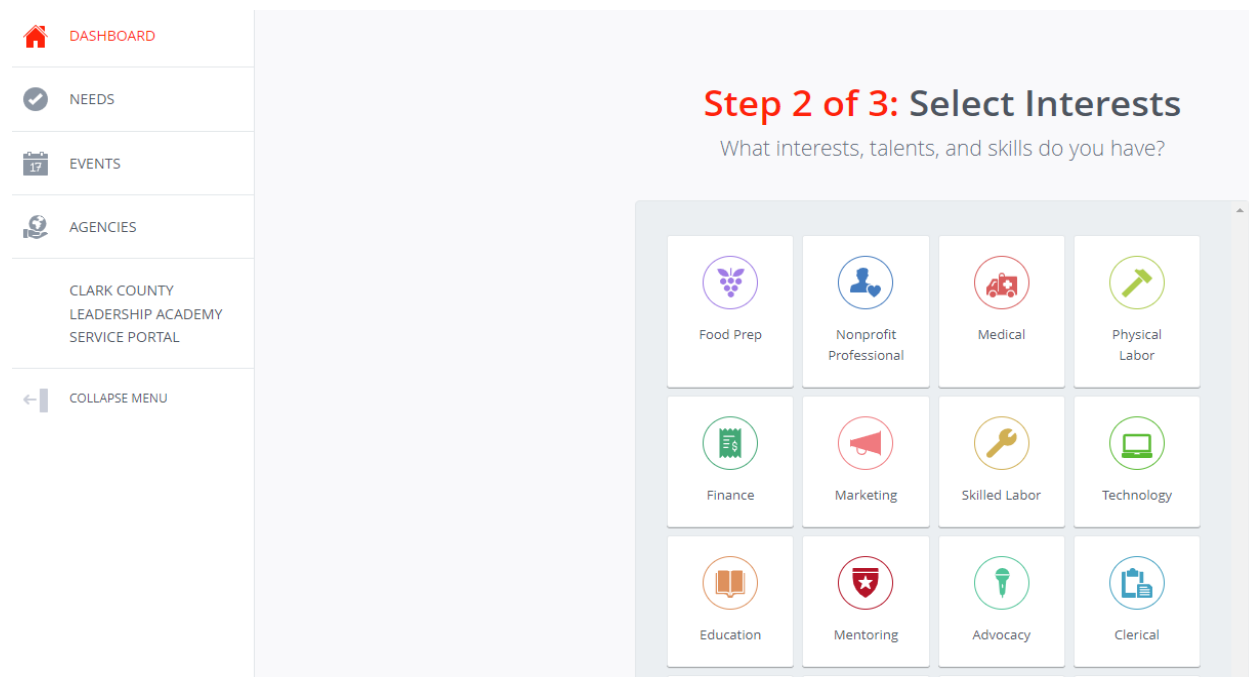
How to Create a Volunteers United Profile

Go to uwccmc.org/volunteer.


Then click on “Login” at the top right of the page.

If you do not have a Volunteers United account, click “Sign Up!”, if you do have an account, simply login and follow the instructions starting on page 2 of this guide.

Once you click “Sign Up!”, you will be taken to a page that allows you to sign up using Facebook or signing up with your email address. Fill out the information required. Read and agree to the Privacy Policy and click on “Create your account”.



This will then take you to a page where you can select interests you have. Once you select your interests, scroll down and click on “Continue to Next Step”



There, you can become an Agency Fan and follow different agencies. Once you select which agencies you would like to follow, scroll down and click “Continue to Next Step”.



The site will then bring you to a page notifying you that your account has been set up. Click “Continue”.

This will then bring you to your profile's Dashboard where you can view your Volunteer Hours, Impact Value of the Hours Served, what Needs you have responded to, Events you have RSVP'd to, and Agencies you have Fanned.

There, you can see the 2023 Clark County Service Day Banner on the left of the screen. Click on it to view the Needs/Projects for that day. Follow the instructions starting on page 2 for more information on how to sign up a team for a need/project.

Any questions regarding Volunteers United or registering for a project can be directed to Meredith Setterfield at United Way, msetterfield@uwccmc.org or 937-324-5551.